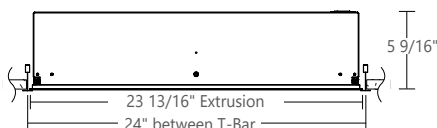


Project _____

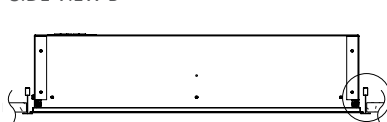
Type _____

Notes _____

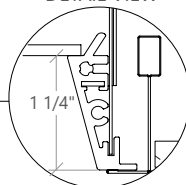
SIDE VIEW A



SIDE VIEW B



DETAIL VIEW



- Extensive library of images to choose from
- Elegant regressed lens to enhance skylight effect
- White CCTs: 2700K - 4000K or Tunable White 2700K - 5000K and 2700K - 6500K
- 2x2, also available in 2x4
- Easy-to-remove lift'n'shift lens
- Ceiling grid: 9/16" and 15/16"
- Recessed housing less than 6" deep

TYPICAL INPUT WATTS

35 W/unit



Ordering Guide

BCTQR		22			80		
PRODUCT ID		SIZE	CONFIGURATION		IMAGE *	COLOR TEMP.	
BCTQR	Regressed lens Tranquility series	22 2'X2'	1 one fixture 2 two fixtures 3 three fixtures 4 four fixtures 9 nine fixtures SC(#) specify configuration - (#) fixtures*		PLEASE CLICK HERE TO PROCEED TO IMAGE SELECTION CATALOGUE (INSERT CODE IN PLACE) +TQC(#) custom image*	80 80 CRI	27 2700 K 30 3000 K 35 3500 K 40 4000 K TW2750 2700K-5000K Tunable White* TW2765 2700K-6500K Tunable White*
				*Provide configuration drawing. Consult factory.	* Provide your own image (must be 150 dpi at 100% image size). For multiple images specify as TQC(01), TQC(02).....etc.		

RE	W						
SHIELDING POSITION	DOOR FINISH	VOLTAGE		DRIVER		CIRCUITS	
RE regressed	W white	120 120 V 277 277 V 347 347 V UNV universal DC low voltage*		DP dimming (0-10V) 1% LT(#) lutron* BI bi-level dimming O(#) other** TW(#) Tunable white drivers* POE(#) POE drivers*		1 1 circuit +E(#) emergency section* +GTD(#) generator transfer device*	
		* Only available with POE drivers		*See page 2 to specify system **Please consult factory; see page 2		* Specify quantity	

MOUNTING/SUSPENSION	BATTERY (OPTIONAL)	OTHER (OPTIONAL)	CUSTOM (OPTIONAL)
TB9 t-bar 9/16" TB15 t-bar 15/16" ST screw slot t-bar TG9 tegular 9/16" DF drywall flange	B(#) battery pack	FW flex whip (6' std)* CP chicago plenum	C custom
Please consult factory		* Other lengths available; please consult factory.	Please specify

● SPECIFICATIONS

CONSTRUCTION

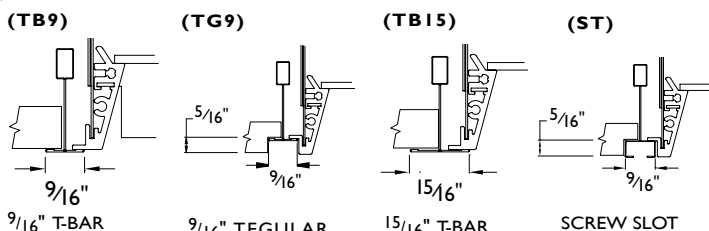
Housing	Die formed cold rolled sheet steel (20 gauge).
Door frame	Extruded aluminum.
Lens	Clear acrylic 0.125" (3mm) matte PMMA, graphic image printed on inside lens surface, which protects it from cleaning solutions and scratches
Reflectors	High reflectance post painted.
Luminaire support	Integrated Hold-Down clip

● FINISH

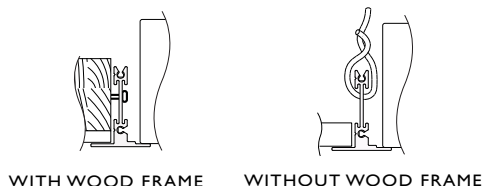
Aluminum paint and powder coated

● CEILING SYSTEM

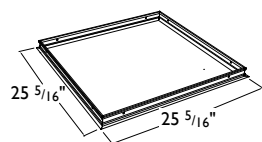
T-BAR STYLE MOUNTING



DRYWALL WITH FLANGE KIT (DF)



DRYWALL MOUNTING KIT



FIXTURE DIMENSIONS
23 ¹³/₁₆" x 23 ¹³/₁₆"

CUT HOLE DIMENSIONS
24 ⁹/₁₆" x 24 ⁹/₁₆"

● WEIGHT

2x2 17 lbs / 7.7 kg

● APPROVALS

With product features that promote cleanability and durability, Axis Lighting meets functional and application-specific industry listings such as UL, and National Sanitation Foundation (NSF) standards.

● WARRANTY

Limited 5-year warranty is available. Warranty is valid provided luminaires are installed and used according to specifications. For full terms and conditions, please consult warranty section at axislighting.com.

● LED SYSTEM

CRI

CCT Single Color

Minimum 80 color rendering index options. Choice of 2700K, 3000K, 3500K or 4000K color temperature with a great color consistency (within 3-step MacAdam ellipse). Both within fixture and fixture to fixture.

CCT Axitune Systems

[Consult Axitune technical sheet for more information on color technology.](#)

LED life

Minimum 50,000h with 85% of lumen maintenance in 25°C ambient temperature, in compliance with IES LM-80 testing measurements.

Thermal Management

Steel housing acting as the heat sink to maximize life.

Environment

For all line voltage drivers, dry and damp rated for indoor use only in operating temperatures of -20° to +40°C (-4° to +104°F) Consult factory for temperature outside this range.

● ELECTRICAL

Lutron driver*

LDE1 - Hi-lume 1% EcoSystem with Soft-on, Fade-to-Black
*Consult factory

Other drivers*

DALI - Digital Addressable Lighting Interface
DMX - Digital Multiplex
Xitanium SR - For wireless sensor

Tunable White TW drivers*

DALIDT6 - DALI Type 6 (Two DALI Addresses)
DALIDT8 - DALI Type 8 (One DALI Address)

Power over Ethernet MOLEX

POE drivers*

UL2108 certified for integral or remote driver

IGOR

SMARTENGINE

O - Other (Consult factory)

Emergency Consult factory

Emergency battery pack or emergency circuit optional.

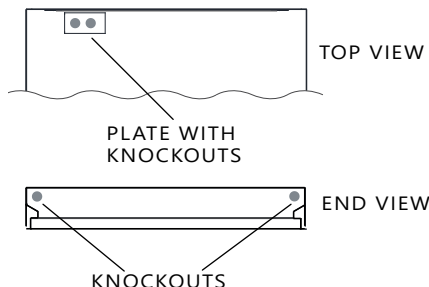
Input Voltage

120V, 277V, 347V, UNV

*Choose driver from available options.

● STANDARD AND END MOUNT POWER FEED

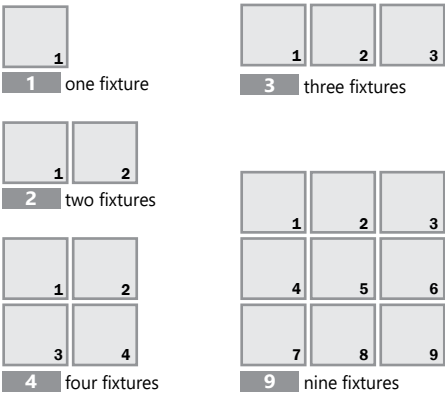
Knockouts for BX cable connection are provided both on the top and on the ends of the luminaire. This allows for an end mount power feed solution if it is required. (BX CABLE BY OTHER)





CONFIGURATION


Standard configurations shown. For custom layout please provide configuration drawing, then consult factory.



EASY IMAGE SPECIFICATION STEPS

- 1. Select the luminaire.
- 2. Select the drop sizes, and specify on your design.
- 3. Select image from our [portfolio](#), or provide your own image (must be 150 dpi at 100% image size).
- 4. Send us your layout and we will prepare a proof for your final approval.


1. Luminaire



BCTQR-22

Select the luminaire.

2. Configuration




4 four fixtures

BCTQR-22-4

Select your desired configuration.


3. Image



BCTQR-22-4-TQ100

Select image from our [portfolio](#), or provide your own high resolution image.

4. Proof



Send us your layout and we will prepare a proof for your final approval.