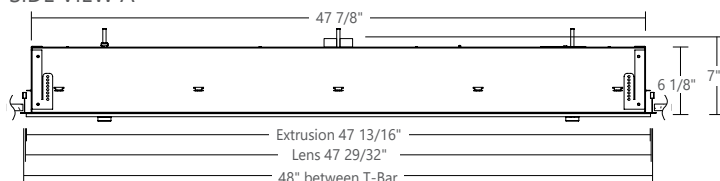
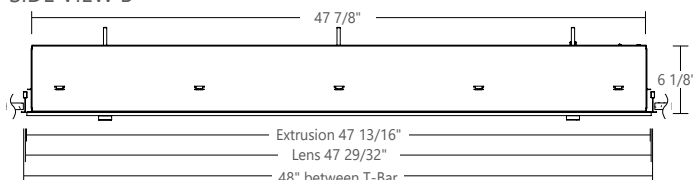


SIDE VIEW A



SIDE VIEW B



Project _____

Type _____

Notes _____

- Extensive library of images to choose from
- 4x4 Overlay lens, also available in 2x2
- White CCTs: 2700K - 4000K or Tunable White 2700K - 5000K and 2700K - 6500K
- Minimal form, flush appearance, uniformly lit diffuser
- Clean appearance when installed side-by-side, fully concealing T-bars
- Decorative fasteners made of brushed aluminum
- Ceiling grid 9/16" and 15/16"

TYPICAL INPUT WATTS

140 W/unit



Ordering Guide

BCTQG	44			80	
PRODUCT ID	SIZE	CONFIGURATION	IMAGE *	CRI	COLOR TEMP.
BCTQG Overlay Lens Tranquility Series	44 4'X4'	1 one fixture 2 two fixtures 3 three fixtures SC(#) specify configuration - (#) fixtures*	PLEASE CLICK HERE TO PROCEED TO IMAGE SELECTION CATALOGUE (INSERT CODE IN PLACE) +TQC(#) custom image*	80 80 CRI	27 2700 K 30 3000 K 35 3500 K 40 4000 K TW2750 2700K-5000K Tunable White* TW2765 2700K-6500K Tunable White*
		*Provide configuration drawing. Consult factory.	* Provide your own image (must be 150 dpi at 100% image size). For multiple images specify as TQC(01), TQC(02)....etc.		* Consult factory for Tunable White. Consult Axitune technical sheet for more information on color technology.

FL					
SHIELDING POSITION	VOLTAGE	DRIVER	CIRCUITS	MOUNTING/SUSPENSION	BATTERY (OPTIONAL)
FL flush	120 120 V 277 277 V 347 347 V UNV universal DC low voltage*	DP dimming (0-10V) 1% LT(#) lutron * BI bi-level dimming O(#) other ** TW(#) Tunable white drivers* POE(#) POE drivers*	1 1 circuit +E(#) emergency section* +GTD(#) generator transfer device*	TB9 t-bar 9/16" TB15 t-bar 15/16" ST screw slot t-bar TG9 tegular 9/16" DF drywall with flange kit	B(#) battery pack
	* Only available with POE drivers	* Specify system ** Please consult factory; see page 2	* Specify quantity		Please consult factory

OTHER (OPTIONAL)	CUSTOM (OPTIONAL)
FW flex whip (6' std)* CP chicago plenum	C custom
* Other lengths available; please consult factory.	Please specify

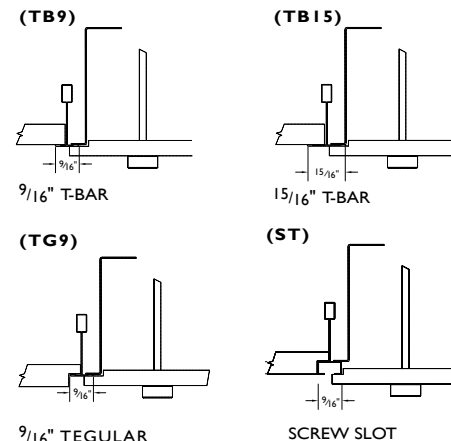
SPECIFICATIONS

CONSTRUCTION

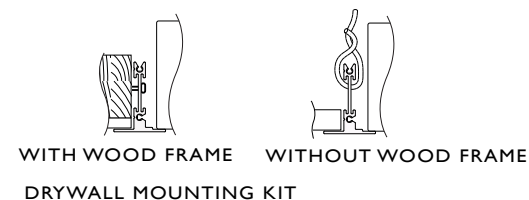
Housing	Die formed cold rolled sheet steel (20 gauge).
Optics	0.236" (6mm) PMMA lens with Tranquility series image.
Reflectors	High reflectance post painted steel.
Luminaire support	Integrated Hold-Down clip

CEILING SYSTEM

T-BAR STYLE MOUNTING



DRYWALL WITH FLANGE KIT (DF)



FIXTURE DIMENSIONS
47 13/16" / 47 13/16"

CUT HOLE DIMENSIONS
48 9/16" / 48 9/16"

WEIGHT

4x4 85 lbs / 38.6 kg

APPROVALS

With product features that promote cleanability and durability, Axis Lighting meets functional and application-specific industry listings such as UL, and National Sanitation Foundation (NSF) standards.

WARRANTY

Limited 5-year warranty is available. Warranty is valid provided luminaires are installed and used according to specifications. For full terms and conditions, please consult warranty section at axislighting.com.

LED SYSTEM

CRI Minimum 80 color rendering index options.

CCT Single Color Choice of 2700K, 3000K, 3500K or 4000K color temperature with a great color consistency (within 3-step MacAdam ellipse). Both within fixture and fixture to fixture.

CCT Axitune Systems [Consult Axitune technical sheet for more information on color technology.](#)

LED life Minimum 50,000h with 85% of lumen maintenance in 25°C ambient temperature, in compliance with IES LM-80 testing measurements.

Thermal Management Steel housing acting as the heat sink to maximize life.

Environment For all line voltage drivers, dry and damp rated for indoor use only in operating ambient temperatures of -20° to +40°C (-4° to +104°F)
Consult factory for temperature outside this range.

ELECTRICAL

Lutron driver* LDE1 - Hi-lume 1% EcoSystem with Soft-on, Fade-to-Black
*Consult factory

Other drivers* DALI - Digital Addressable Lighting Interface
DMX - Digital Multiplex
Xitanium SR - For wireless sensor

Tunable White TW drivers* DALIT6 - DALI Type 6 (Two DALI Addresses)
DALIT8 - DALI Type 8 (One DALI Address)

Power over Ethernet POE drivers* MOLEX
IGOR
SMARTENGINE
O - Other (Consult factory)
UL2108 certified for integral or remote driver

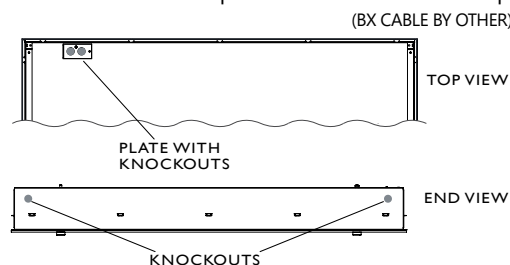
Emergency Emergency battery pack or emergency circuit optional.
Consult factory

Input Voltage 120V, 277V, 347V, UNV

*Choose driver from available options.

STANDARD AND END MOUNT POWER FEED

Knockouts for BX cable connection are provided both on the top and on the ends of the luminaire. This allows for an end mount power feed solution if it is required.





9 nine fixtures configuration shown

CONFIGURATION

Standard configurations shown. For custom layout please provide configuration drawing, then consult factory.



1 one fixture



3 three fixtures



2 two fixtures



EASY IMAGE SPECIFICATION STEPS

- 1. Select the luminaire.
- 2. Select your desired configuration.
- 3. Select image from our [portfolio](#), or provide your own image (must be 150 dpi at 100% image size).
- 4. Send us your layout and we will prepare a proof for your final approval.


1. Luminaire



BCTQG-44

Select the luminaire.

2. Configuration



2 four fixtures

BCTQG-44-2

Select your desired configuration.


3. Image



BCTQG-44-2-TQ100

Select image from our [portfolio](#), or provide your own high resolution image.

4. Proof



Send us your layout and we will prepare a proof for your final approval.